



ENTER IN OUR WORLD

www.bmaboats.com   

Tutti i prodotti BMA sono in costante evoluzione e miglioramento, pertanto Ribitaly si riserva il diritto di apportare modifiche senza nessuna comunicazione o preavviso. Questo catalogo contiene informazioni di carattere generale e non costituisce un documento contrattuale.



CUORE ITALIANO





CUORE ITALIANO

Innovative design, attention to detail and handcraft production excellence make the Italian nautical tradition a reference in the world.





INDEX

Open

BMA X199

BMA X222

BMA X266

Cabin sundeck

BMA X233

BMA X277

BMA X299

Open

X199

ORIGINAL STYLE

An avant-garde design that conveys style and dynamism at the first glance to satisfy shipowners attentive to aesthetics. Performance, safety and comfort make this boat unique.





OUTSTANDING PERFORMANCE

TO REACH EVERY DESTINATION



X199

TOTAL RELIABILITY

IN ALL SEA CONDITIONS



BMAx199


MAXIMUM FREEDOM

TO LIVE ON BOARD



ELEGANCE AND COMFORT

IN ALL DETAILS



ORIGINALITY AND FUNCTIONALITY


THE PLEASURE OF
EXPERIENCING THE SEA





HIGH-QUALITY ACCESSORIES

FOR THE UTMOST COMFORT



BMAX199

PRACTICAL AND VERSATILE

FOR EVERY MOMENT OF THE DAY



SOUGHT DETAILS

FOR A UNIQUE STYLE



BMAX199



↔ OVERALL LENGTH:
6,58 m

👤 PEOPLE:
7

HP MIN POWER:
40 CV

↔ APPROVED LENGTH:
5,87 m

🚰 TANK:
90 L

HP SUGGESTED
POWER:
100 CV

↑ WIDTH:
2,35 m

🚰 WATER:
70 L

HP MAX POWER:
150 CV

KG WEIGHT:
~900 Kg

FOOT FOOT:
L



X222

STRONG CHARACTER

A personality that seduces. An assertive character exalts the powerful, minimalist silhouette developed to express exclusivity and style without sacrificing comfort, safety and performance. Hull lines convey a sense of essentiality.





PERFORMANCE AND **CONTROL**

TO ENJOY THE SEA



X222



SPORTIVE **DESIGN**

AND SOPHISTICATED DETAILS



BMAx222

VERSATILE AND **SPACEFUL**

TO LIVE ON BOARD



FUNCTIONAL AND **ESSENTIAL**

FOR ALL ACTIVITIES



INNOVATIVE AND **EASY**

FOR SERENITY AND COMFORT





BMAx222



↔ OVERALL LENGTH:
7,50 m

👤 PEOPLE:
8

HP MIN POWER:
100 CV

↔ APPROVED LENGTH:
6,98 m

🚰 TANK:
190 L

HP SUGGESTED
POWER:
175 CV

↑ WIDTH:
2,52 m

🚰 WATER:
70 L

HP MAX POWER:
230 CV

KG WEIGHT:
~1,200 Kg

FOOT FOOT:
XL



Open

X266

ADVANCED TECHNOLOGY

In the X266 beats the heart of the ambitious BMA project. A hull with modern lines, powerful and safe with elegant and essential equipment, modular versions to all the ways of living the sea. X266, in its originality, represents the dream and essence of boating.





PRACTICAL AND VERSATILE

FOR EVERY MOMENT
OF THE DAY



BMAX266

COMPLETE EQUIPMENTS

FISH & SUN





HIGH-LEVEL PERFORMANCE

WITH SINGLE OR TWIN ENGINE



X266



EXPERIENCING THE SEA

WITHOUT THOUGHTS



BMAx266

COMPLETE EQUIPMENTS

TOURING



ERGONOMY AND **SPACE**

OF A MODERN OPEN





FUTURISTIC LINES

TO DREAM TODAY



THE COMFORT YOU NEED

TO ENJOY THE SEA





BMAx266



↔ OVERALL LENGTH:
8,20 m

↔ APPROVED LENGTH:
7,45 m

↑↓ WIDTH:
2,55 m

KG WEIGHT:
~1.700 Kg

PERSON PEOPLE:
11

FUEL TANK:
350 L

WATER WATER:
70 L

HP MIN POWER:
150 CV

HP SUGGESTED
POWER:
300 CV

HP MAX POWER:
2x200 CV

FOOT FOOT:
XL - XXL

X233

INNOVATIVE DESIGN

A global cutting edge project and an innovative design for an outstanding boat.

Render: Carlos Vidal design



BMAx233

COMFORTABLE AND **SAFE**

EQUIPPED WITH A SPACIOUS BOW
DECK AND HIGH BULWARKS.



BMAx233

DYNAMIC AND SPACIOUS EXUDES CHARACTER

BUT WITH ITS AMPLE COCKPIT, HOSPITALITY IS ITS
STRONG SUIT





X233



THINK **BIG**

SPACIOUS AND BRIGHT.
THE PROJECT
OPTIMIZES
ALL THE VOLUME.

Render: Carlos Vidal design






BMAx233

UNCOMPROMISING

COMFORTABLE AND PRACTICE.
THE IDEAL SUNDECK FOR THE FAMILY.

BMA X233



↔ OVERALL LENGTH:
7,65 m

↔ CE APPROVED LENGTH:
6,9 m

↑↓ WIDTH:
2,54 m

KG WEIGHT:
~1,900 Kg

👤 PEOPLE:
7 (9)

🛏️ PLACES IN BED:
4

🚰 TANK:
240 L

🚿 WATER:
80 L

HP MIN POWER:
100 CV

HP SUGGESTED POWER:
200 CV

HP MAX POWER:
250 CV

FOOT FOOT:
XL - XXL

X277

NEW STYLE

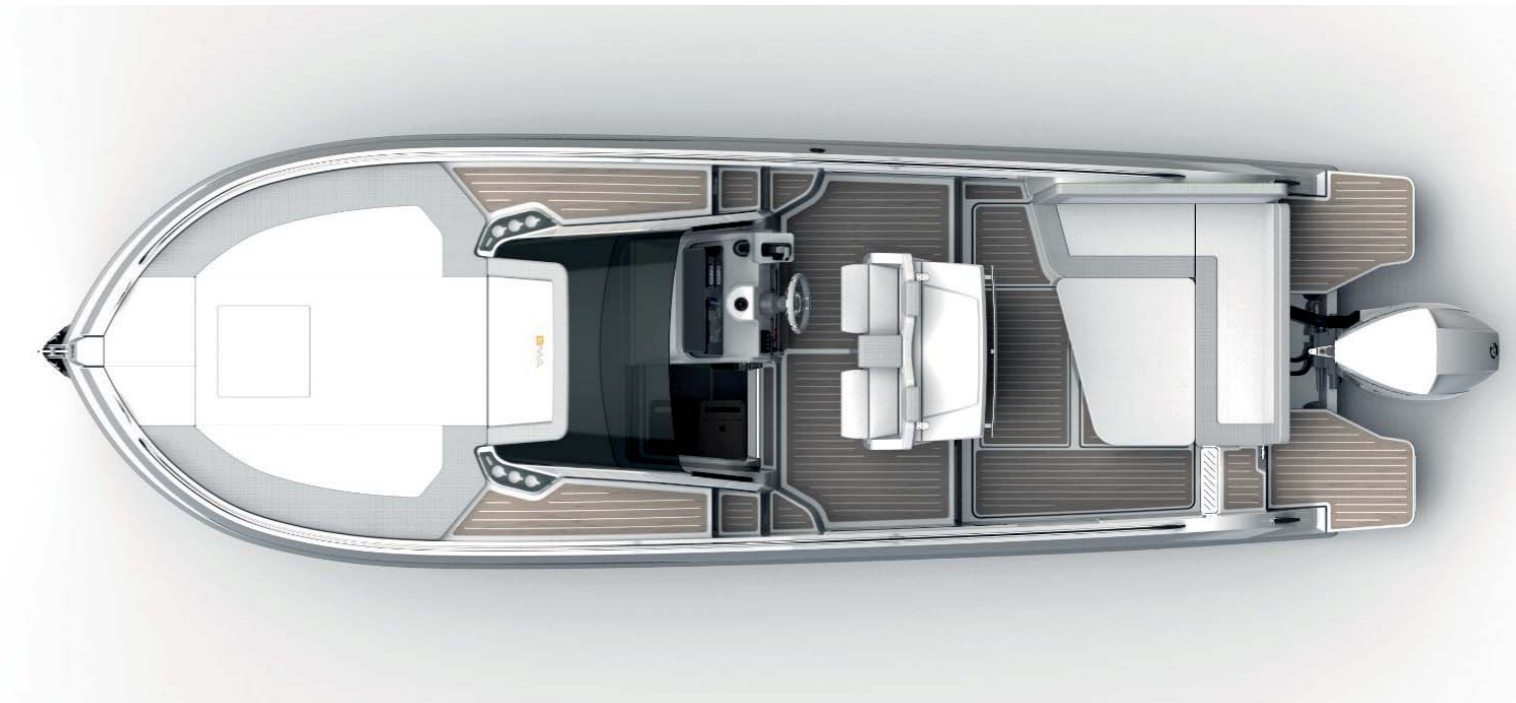
The project, developed with Carlos Vidal Design Studio, features all the aesthetic characteristics of the BMA brand with cutting-edge new-generation lines.

Innovation, practicality, space and comfort were the guidelines followed by the designers to create a boat dedicated to conviviality and the pleasure of cruising.

Its innovative lines and “total extension” hull ensure excellent livability, performance, and comfort.



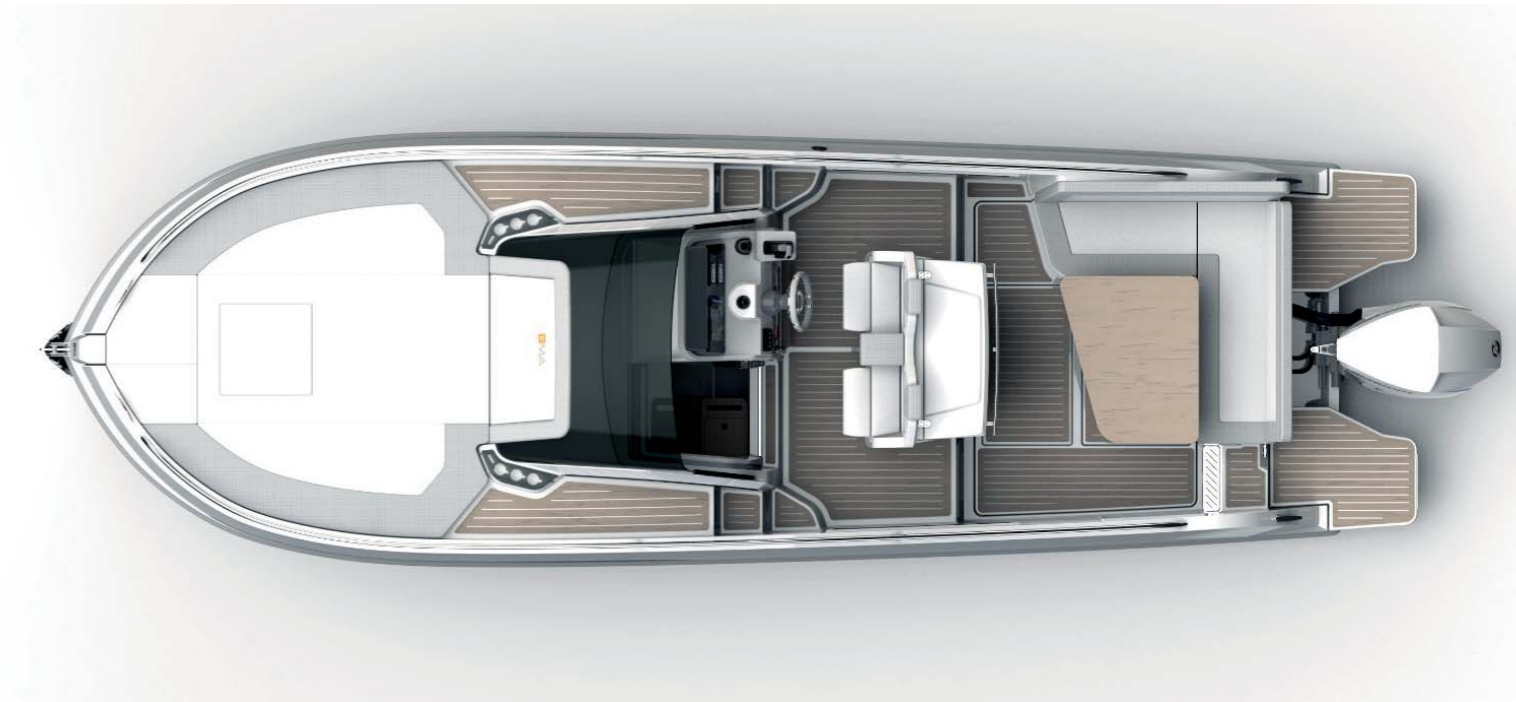
DESIGN
INNOVATION
AWARD
SALONE NAUTICO - GENOVA
S⁽ⁿ⁾



BMAx277

OPTIMIZED LAYOUT

TO ENJOY THE SEA



Render: Carlos Vidal design



SPACE AND **LIGHT**

FOR A COMFORTABLE INTERIOR



SOPHISTICATED **DETAILS**

FOR A PLEASANT LIFE ON BOARD





FUNCTIONAL AND **SPACIOUS**

FOR EASY LIFE ON BOARD



BMAx277

FULLY
EQUIPPED

ALL INCLUDED





PERFORMANCES AND **COMFORT**

WITH SINGLE OR TWIN ENGINE
INSTALLATION



X277



ENJOY **THE SEA**

SIMPLY AND EASILY



BMAx277



↔ OVERALL LENGTH:
8,20 m

↔ APPROVED LENGTH:
7,45 m

↑↓ WIDTH:
2,55 m

KG WEIGHT:
~2,000 Kg

PERSON PEOPLE:
10

BED PLACES IN BED:
4

FUEL TANK:
350 L

WATER WATER:
100 L

HP MIN POWER:
200 CV

HP SUGGESTED
POWER:
300 CV

HP MAX POWER:
2x200 CV

FOOT FOOT:
XL - XXL

X299

MORE SPACE with style

The new BMA project, born from the experience of Carlos Vidal Design in collaboration with the shipyard's studio, is an innovative vessel that combines design and functionality of a mega yacht in a 9-meter overall length. The X299 guarantees a pleasant navigation experience on every occasion, thanks to its remarkable width of nearly 3 meters. Fast, stable, and safe, it allows you to enjoy the sea all year round, offering style for both cruises and day trips.





BMAX299

ROBUSTE AND RELIABLE

TO SAIL WITHOUT LIMITS.





SPACE AND COMFORT

THANKS TO THE "TOTAL
EXTENSION" HULL, THE
LIVABILITY IS COMPLETE
AND FUNCTIONAL.



X299






COZY ATMOSPHERE

BRIGHT AND WELL-ORGANIZED CABIN



FUNCTIONALITY AND AESTHETICS

IN SPACES TO ENJOY





BIG RELAXATION AREAS

AT THE BOW AND STERN



BMAX299

THE FURNISHINGS

FOR AN OPTIMAL LIFE ON BOARD





Render: Carlos Vidal design



- | | | | | | |
|--|-----------------------------------|--|----------------------------|--|-------------------------------------|
| | OVERALL LENGTH:
9,10 m | | PEOPLE:
12 | | MIN POWER:
2X150 CV |
| | APPROVED LENGTH:
7,98 m | | PLACES IN BED:
4 | | SUGGESTED POWER:
2X200 CV |
| | WIDTH:
2,90 m | | TANK:
560 L | | MAX POWER:
2x300 CV |
| | WEIGHT:
~3.200 Kg | | WATER:
165 L | | FOOT:
XL - XXL |